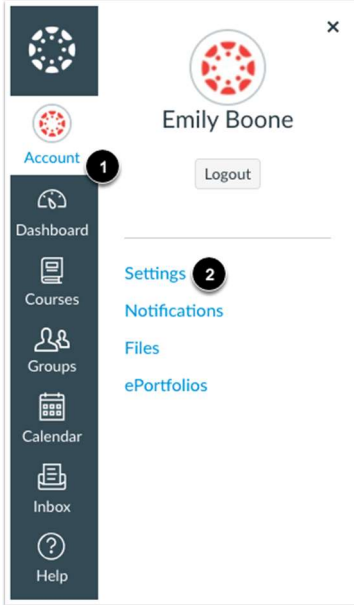


# Linking to a Student Canvas Account

Create an Observing Code. After the student logs in...

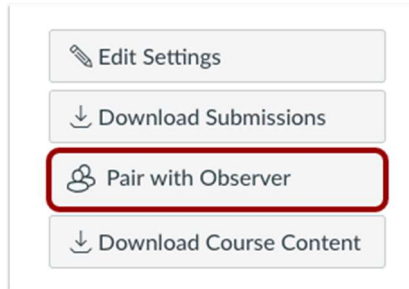
## A. Open Settings

In Global Navigation, click the **Account** link [1], then click the **Settings** link [2].



## B. Pair with Observer

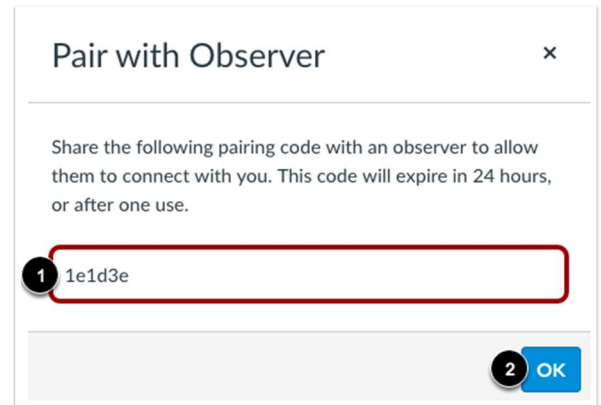
Click the **Pair with Observer** button.



## C. Copy Pairing Code

Copy the six-digit alphanumeric pairing code [1]. You will need to use the code with the observer/parent who will link to the student account. The pairing code will expire after 24 hours or its first use.

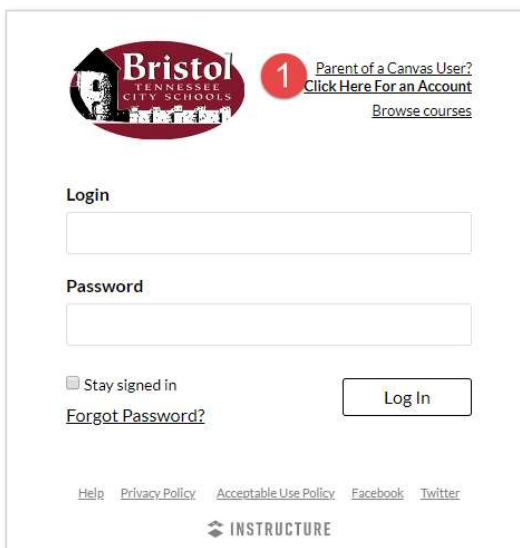
To close the window, click the **OK** button [2].



## Create the Parent Account

<https://btcs.instructure.com/login/canvas>

## A. Click "Click Here For an Account" [1]



## B. Complete all fields [1], agree to the terms [2], and click "Start Participating" [3]

